

Low Lockers

Low lockers **New size**

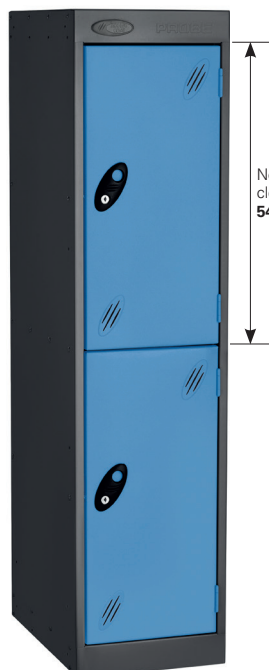
Ideal for use in primary schools, allowing easy access for school children. Single door locker has a fixed garment hanging rail (except 300mm deep) with two coat hooks.

Height - 1243mm*	
Width mm	Depth mm
300	300
300	450

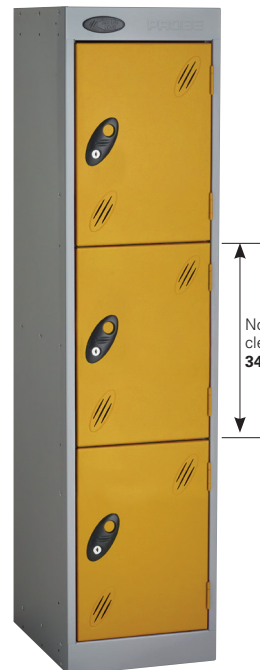
* Height rises with sloping top



1 compartment

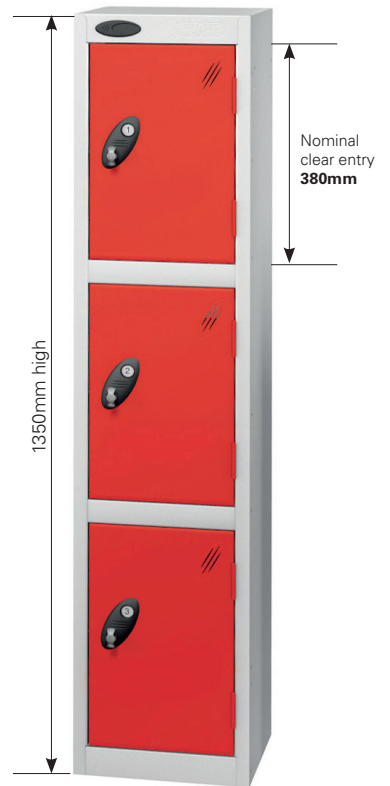


2 compartment



3 compartment

Three quarter locker



3 compartment



The three quarter locker fills the gap between standard low lockers and full height lockers.

Height - 1350mm*	
Width mm	Depth mm
305	305
305	460


* Height rises with sloping top

Half height lockers **New Product**

Low lockers are ideal for nursery, infant and junior schools. Single door locker has a fixed garment hanging rail (except 300mm deep) with two coat hooks.

Height - 896mm*	
Width mm	Depth mm
300	300
300	450

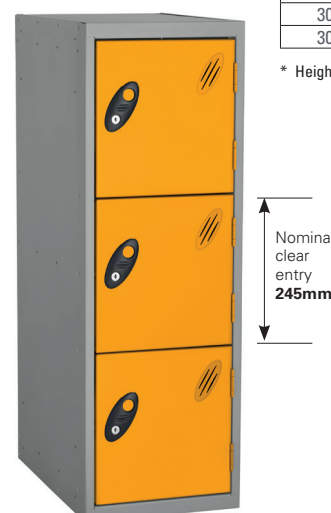
* Height rises with sloping top



1 compartment



2 compartment



3 compartment

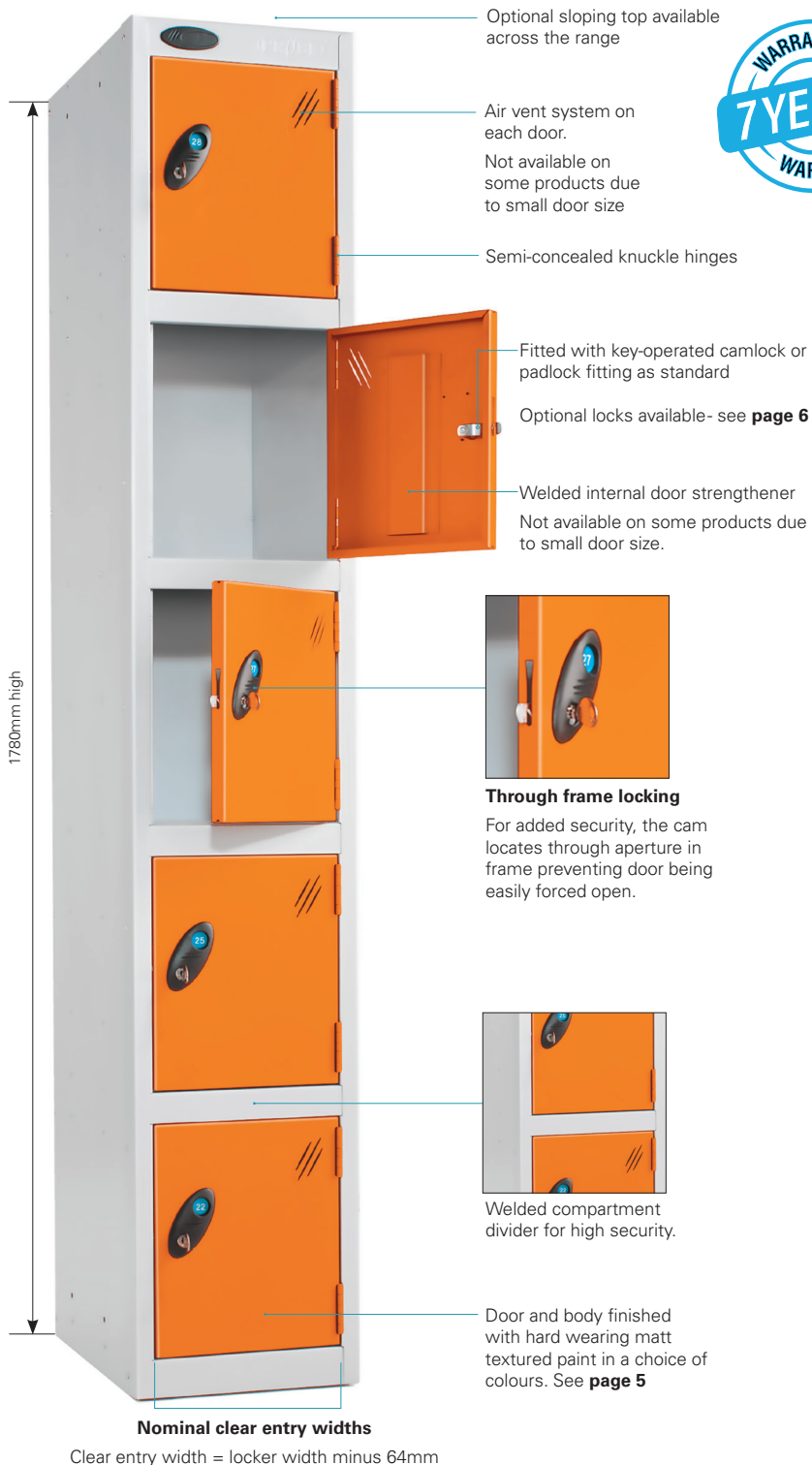
Standard Steel Lockers

Our steel lockers are a great way to provide durable personal storage in schools, factories and offices and dry areas in sport centres and gyms. Our metal lockers are designed to withstand regular use and resist daily wear and tear making them ideal for use in busy environments.

An array of lock options (see page 5), colours (see page 4), compartment configurations and accessories, including support frames, sloping tops and integrated bench seating, are also available for all lockers, offering a unique, customisable installation for your premises.

Manufactured in the UK, our factory operates quality systems in accordance with the latest ISO standards and NEBOSH regulations.

Lockers have been tested and conform to the requirements of the British Standard for Clothes Lockers BS 4680: 1996 'Standard Duty'.



MEETS BS 4680: 1996
excluding size specification

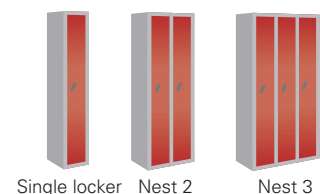


All painted components are protected with a powder coating which incorporates ActiveCoat anti-bacterial technology.

ActiveCoat has been tested by an Internationally recognised microbiological testing laboratory for antibacterial performance, against the most widely encountered and problematic organisms including the MRSA Super bug and E-coli. These micro-organisms suffered a 99.9% reduction in population.



Perforated doors
Available as an option.



Nesting

Lockers can be supplied as nested units with lockers of the same overall dimensions, sharing common side panels, manufactured and supplied fitted together. Locker nesting makes efficiencies in manufacture, delivery, installation and space utilisation.

Important note regarding locker installations

Wherever possible lockers should be secured to ensure stability. Single lockers should ideally be fixed back to a wall. Runs of lockers should be fixed together side-to-side and either fixed back to a wall or fixed back-to-back to another run of lockers.

Accessories & colours

Accessories




Sloping top height	
Locker depth	Additional height
300	125
305	127
380	158
450	187
460	189

Sloping tops are essential in hygiene sensitive locations (such as hospitals and the food industry). The slope prevents items and litter being left on locker tops and makes cleaning easier. Sloping Tops have a 22° upward slope from front to back which will add height to your locker. This varies according to the locker depth.



Lockers are often used in areas where floors need frequent cleaning. Locker stands provide maximum floor access raising lockers 150mm off the floor.



Two hardwood slats and metal framework form a bench seat in front of the locker, allowing full access to the locker.

Units are 400mm high and come complete with adjustable feet.

Also available;

- Double coat hook
- Hanging rail
- Captive coat hanger



Colour Options



ActiveCoat antimicrobial technology is incorporated into all our cupboards at the time of manufacture, offering constant protection against a wide range of bacteria.

Body colour range

Choice of 3 body colours.



Standard door colour range

Choice of 7 door colours.



Autumn door colour range

Choice of 5 door colours.



Please note that due to printing restrictions colours represented may differ from original product. We recommend you request a colour swatch before ordering.

Lock Options

*Included in locker price. Request lock type at time of ordering.



Type A – Probe cam lock*

Even the standard lock has a micro sprung 10 disc lock featuring a massive 2000 serial combinations- all exclusive to Probe. Two keys are included with each standard lock.



Type B – Hasp & staple*

Attractive design allowing easy use of padlock fitting. Shank diameter maximum 7mm and minimum 5mm. Padlock sold separately.



Type C – Radial pin lock 10,000 combinations

This Radial Pin Lock is designed for greater levels of security. Two keys are included with each lock.

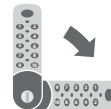


Type P – Re-programmable combination lock

User Re-programmable

An effective 4 digit code combination lock with 10,000 possible combinations, making losing keys a thing of the past.

Suitable for multi user applications. Master override key sold separately.

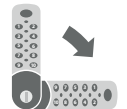


Type GM – Gemini 2700 mechanical combination lock

This small and innovative lock is available in both flush and surface mount and in a silver or black finish. Master override key sold separately.

Can be used vertically

Subject to minimum order quantity. Specify when ordering.



Type GM – Gemini 3700 digital combination lock

This small and innovative lock is available in both flush and surface mount and in a silver or black finish. Master override key sold separately.

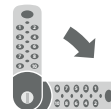
Can be used vertically

Subject to minimum order quantity. Specify when ordering.



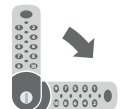
Type K-W Type K-B Mechanical reprogrammable lock with 10,000 combinations

These locks are easy to use and features a master key override (supplied separately). Available in black or white finish.



Type L – Digital combination lock 40,000 combinations

Simple to program battery operated lock which can last up to 50,000 operations before needing changing. Emergency access using service key. Single user supplied as standard but multi-user option is available (specify when ordering)



Type N – Nimbus RFID lock

The Nimbus RFID digital lock provides contactless locking and is compatible with RFID standards and incorporates a membrane touchpad for ease of programming. The keypad can also be used to override the lock when required.



Type H (£1) – Dual coin/token return/retain

These locks are available with coin denominations £/€ or tokens, for either return or retain.



Type SPU - Public Type SPR - Private Public multi-user auto scramble combination lock

Automatically scrambles to 0000 when opened. Has 999 highly secure combinations available - no batteries needed. It has a metal matte black shell and has a master key override (supplied separately) for code finding and lock resetting.

Locker weights

Weights allows for Cam Lock and Hasp and Staple locks only.

Full height lockers - 1780mm high

SINGLE Compartment		Single	Nest of 2	Nest of 3
Width mm	Depth mm	Weight Kg	Weight Kg	Weight Kg
305	305	21	39	57
305	380	23	42	61
305	460	25	45	65
380	380	25	46	67
380	460	28	51	74
460	460	30	55	N/A

THREE Compartment		Single	Nest of 2	Nest of 3
Width mm	Depth mm	Weight Kg	Weight Kg	Weight Kg
305	305	25	47	69
305	380	27	50	73
305	460	29	53	77
380	380	28	52	75
380	460	31	57	79
460	460	33	59	N/A

FIVE Compartment		Single	Nest of 2	Nest of 3
Width mm	Depth mm	Weight Kg	Weight Kg	Weight Kg
305	305	23	42	63
305	380	26	48	70
305	460	29	53	77
380	380	28	50	74
380	460	30	54	79
460	460	32	58	N/A

EIGHT Compartment		Single	Nest of 2	Nest of 3
Width mm	Depth mm	Weight Kg	Weight Kg	Weight Kg
305	460	27	59	71

FIFTEEN Compartment		Single	Nest of 2	Nest of 3
Width mm	Depth mm	Weight Kg	Weight Kg	Weight Kg
305	460	27	49	71

TWO Compartment		Single	Nest of 2	Nest of 3
Width mm	Depth mm	Weight Kg	Weight Kg	Weight Kg
305	305	21	40	59
305	380	24	43	62
305	460	26	46	66
380	380	25	46	67
380	460	28	51	74
460	460	31	56	N/A

FOUR Compartment		Single	Nest of 2	Nest of 3
Width mm	Depth mm	Weight Kg	Weight Kg	Weight Kg
305	305	22	41	60
305	380	25	46	67
305	460	27	49	71
380	380	28	52	76
380	460	31	58	81
460	460	34	63	N/A

SIX Compartment		Single	Nest of 2	Nest of 3
Width mm	Depth mm	Weight Kg	Weight Kg	Weight Kg
305	305	24	45	66
305	380	27	50	73
305	460	30	55	80
380	380	31	58	85
380	460	34	69	104

TEN Compartment		Single	Nest of 2	Nest of 3
Width mm	Depth mm	Weight Kg	Weight Kg	Weight Kg
305	460	27	49	71

Half height lockers - 896mm high

SINGLE Compartment		Single	Nest of 2	Nest of 3
Width mm	Depth mm	Weight Kg	Weight Kg	Weight Kg
300	300	11	22	33
300	450	13	26	39

TWO Compartment		Single	Nest of 2	Nest of 3
Width mm	Depth mm	Weight Kg	Weight Kg	Weight Kg
300	300	12	23	34
300	450	14	27	40

THREE Compartment		Single	Nest of 2	Nest of 3
Width mm	Depth mm	Weight Kg	Weight Kg	Weight Kg
300	300	13	24	35
300	450	15	28	41

Low lockers - 1243mm high

SINGLE Compartment		Single	Nest of 2	Nest of 3
Width mm	Depth mm	Weight Kg	Weight Kg	Weight Kg
300	300	11	21	30
300	450	13	25	34

TWO Compartment		Single	Nest of 2	Nest of 3
Width mm	Depth mm	Weight Kg	Weight Kg	Weight Kg
300	300	13	25	34
300	450	15	29	43

THREE Compartment		Single	Nest of 2	Nest of 3
Width mm	Depth mm	Weight Kg	Weight Kg	Weight Kg
300	300	15	28	41
300	450	17	32	47

Three quarter height locker - 1350mm high

Three Compartment		Single	Nest of 2	Nest of 3
Width mm	Depth mm	Weight Kg	Weight Kg	Weight Kg
305	305	11	22	33
305	460	13	26	39

Probe
A Trusted **[Whittan]** Brand

3Dlockers

www.3dlockers.co.uk 01924 240291

The information contained in this leaflet was accepted as correct at the date of publication. However, we reserve the right to make any necessary changes, in line with product development and trading conditions. Although all reasonable care has been taken to make it as complete and accurate as possible, no liability can be accepted for any inaccuracies or omissions. E+OE.